


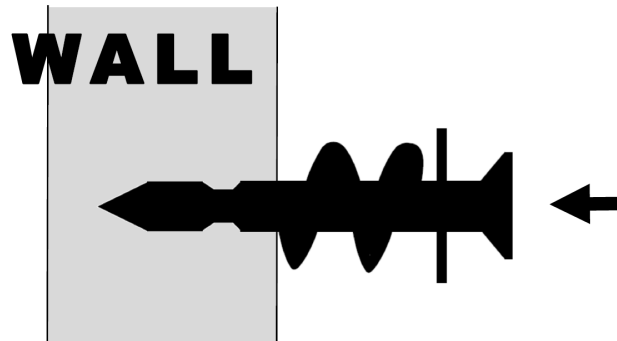
SMART ANCHORS



INSTRUCTIONS-OPTION 1

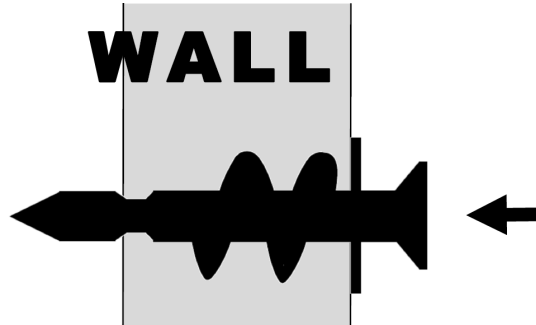
1

SCREW or PUSH INTO THREADS



2

THEN, SCREW IN TO COLLAR



USE IN DRYWALL / GYPSUM WALLBOARD ONLY!
DO NOT SCREW INTO STUDS.

NOTE: Use a #2 Phillips screwdriver to screw Smart Anchors into wall
(FOR DRYWALL USE ONLY). Smart Anchors sold separately.

PI GENIE™

Picture Hanging Made Easy!

